

# What do we do ?

Meridian Chem established in 1999 is a detergent and manufacturing company. Our key area of expertise is expert housekeeping with specialty polishing compound and troubleshooting solutions that can restore any weary old stone floor to sparkling gloss effect and effectively remove stubborn stains with comprehensive range of stain remover



## Contact Us

Meridian Chem Sdn Bhd  
29, Jalan BP 5/6, Bandar Bukit  
Puchong, 47100, Selangor,  
Malaysia

603 8061 0080

[www.meridianchemie.com](http://www.meridianchemie.com)

[admin@meridianchemie.com](mailto:admin@meridianchemie.com)

Scan for more info :




**m e r i d i a n**

Your Partner is Clean

Meridian Chem is Jakim Halal and ISO 9001-2015 accredited company with Singapore Safe Biz and Biz Star Award



# Professional Housekeeping



## MARBLE CARE

- Routine Maintenance
- Interim Maintenance
- Complete Restoration



## Marble Care Program

Meridian Marble care program divided into Routine, Interim and Restoration Program. Routine maintenance is what we will do daily to maintain cleanliness and the protect the gloss of the marble flooring. Interim maintenance is weekly program to bring out the shine of the marble especially in the high traffic lane area. The idea behind routine and interim maintenance is to prolonged the service life of the marble.

Complete restoration require the honing of marble using appropriate Diamond Pads and polish with EC Marble polishing Powder to natural shine.

## Routine Maintenance

Routine maintenance and buffing will help remove stains, damage and keep the marble looking beautiful. We do routine maintenance by two ways :

- **Damp Mop** - Neutral pH detergent with no solvents cleans marble well without leaving residual. Formulated with optical brightener to enhance gloss of the marble
- **Crystal Shake** - Fine abrasive crystallization liquid to buff on marble to revive shine.

### Damp Mop



### Crystal Shake





## Interim maintenance

Interim maintenance is to tackle high traffic area that are bound to experience wear and tear. By diligently applying interim maintenance methodology, we will quickly bring out the gloss of marble floor and delaying the need for complete restoration practices.


- **EC Marble Polishing Powder** - Abrasive marble crystallization compound for polishing marble floor
- **EC Instant** - Convenient, dilution-free and quick polishing compound that polish marble floor quickly without the mixing with water and use of Wet Vacuum. Ideal for spaces for minimum noise pollution



## Complete Restoration

Marble restoration allows you to continue to enjoy the high-end appearance of the original marble. Restoration also increases the durability of marble. In our complete restoration programme we use 3 products, which are :

- EC Marble Polishing Powder
- Diamond Honing
- EC Silicon Impregnation





Restoration program objective is to restore the original shine of the marble. Augment with proper Routine maintenance, marble will be maintained glossy, beautiful appearance and slip resistance in many years to come.

After polishing, apply 2 coat of Silicone Impregnator to maintain the marble longevity & ease of maintenance


Depending on type of marble, restoration program are designed to revive the marble surface to 90% its originality




## Ec marble Polishing Powder



## Diamond Pads



## EC Silicon Impregnation





# Professional Housekeeping



## Granite maintenance :

Routine maintenance

Interim maintenance

Complete restoration

Routine maintenance is program design daily cleaning and buffing schedule with the objective of keeping the floor clean & prolonged the shine of the granite tiles. If routine maintenance being observed diligently, granite floor will be least subjected to complete restoration program which is expensive and time consuming.


Interim maintenance tackle gloss maintenance especially at high traffic zone like lift landing, entrances and lift car.

Complete restoration program involved full diamond cutting and honing with final polish till results achieve 90% shine.



## Routine maintenance :

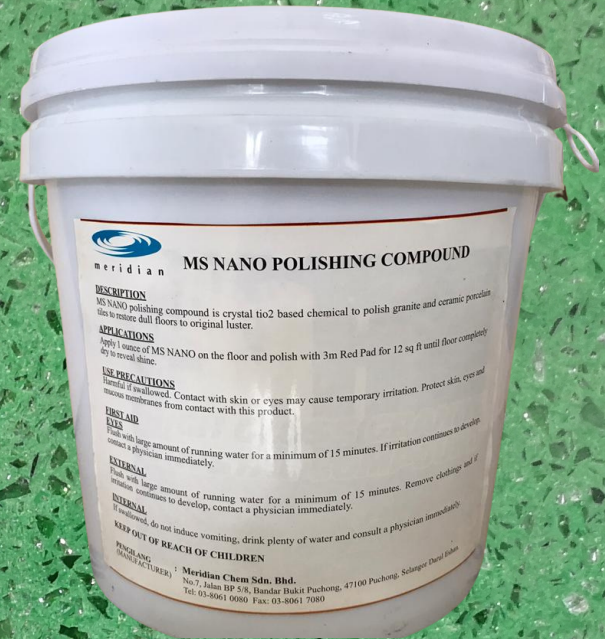
- 1) Sweep floor to remove debris
- 2) Dust mop and Damp Mop with Meridian Damp Mop
- 3) Spray buff with EC Crystal Shake to bring up the shine





## Interim maintenance


- 1) Dust mop and Damp mop with Neutral Cleaner and spray buff with Granite Shake
- 2) Polish all high traffic lane with Nano Polishing Compound





# Restoration

- 1) For worn out granite stone, choose appropriate diamond pad ( the lower the grit, the coarser the pads) and grind for 1 minute per sq ft
- 2) Vacuum excess slurry
- 3) Polish with Nano Polishing Compound for 2 minute per sq ft and don't add water before or in between polishing
- 4) Floor will be shine back to 90% of original
- 5) Apply 2 coats Silicone impregnator for stone protection






# Specialty Products

## MS Stain Remover

Stain remover are poultice based solution that applied on stubborn embedded stains for 12 hours to extract stains without using any abrasive or surface damaging acids

- 1) General Stain Remover
- 2) Rust Stain Remover
- 3) Grease Stain Remover




## Specialty products

### EC Tile & Grout

EC Tile & Grout is a specialty fine diamond abrasive cleaner that effectively removes the toughest stains yet would not scratch the surface unnecessarily. Apply 1 ounce or 30 grams of EC Tile & Grout on the floor. Mix 4 ounce of water and scrub with Black Pad for 2 minutes per sq ft. The stains should be removed consistently.

After restoration, it is recommended to initiate routine maintenance as soon as possible to prolonged the longevity of the tiles






## EC Tile & Grout

EC Tile & Grout can also be used as cleaner for stained glasses and window. Common problems for glass shower door is the accumulation of soap scum stains that are cannot be removed with usual detergent and bleaches. If encounter with stains, EC Tile & Grout can help :

- Apply EC Tile & Grout onto the red pad and scrub consistently
- Rinse with water
- Squeegee dry the glass surface
- Stains are removed

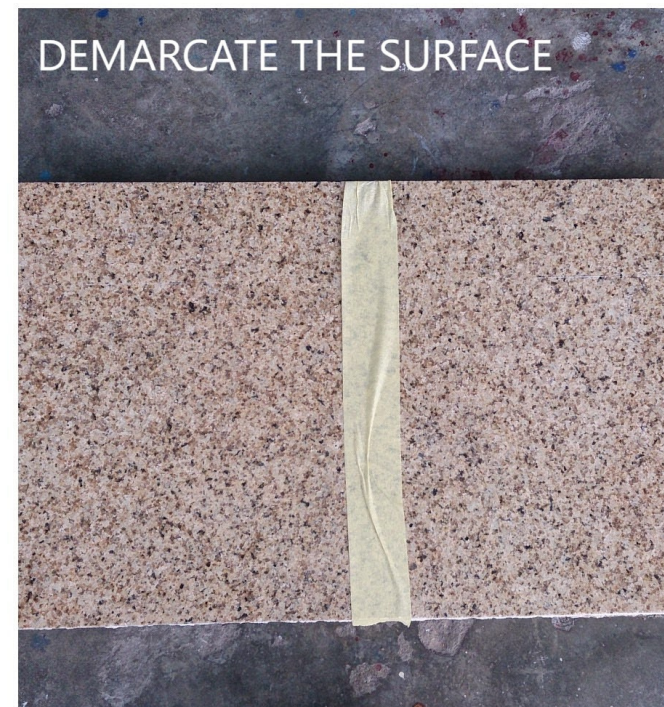




## EC Marble Lite

EC Marble Lite is a stone color enhancer and efflorescence reducing solutions. Often during installation, marble color variant differs slightly due to the aged of the marble and the color shows some inconsistency. Marble Lite helps in this situation by enhancing the lighter side of the marble to richer tone balancing the overall color hue of the marble surface.

EC Marble Lite also reduces efflorescence problems for newly install marble by penetrating into the marble substract and moisturizing the marble core making the marble less prominent to producing powdery efflorescence problem.






# Silicone Impregnator

Silicone impregnator is a silicone based penetrating natural stone impregnator designed to work as water, stain repellent and easy maintenance. Silicone impregnator does not change or yellow the stone's surface or outlook. It's natural look and unique properties allow true vapor transmission after curing. Silicone Impregnator is also unaffected by ultra violet and therefor suitable for internal or external application. Silicone Impregnator can be applied as a sacrificial coat, this is especially good for porous material like hand made terra cotta tiles, prior to installation work.

Applied on Sandstone, limestone, slates, textured granites, sand blasted marbles, bricks, terra-cotta tiles, clay pavers, and most of other porous surfaces.



**Treated**



**Untreated**



# Schedule a free consultation from us

Can't see what you want, we understand as stone differs from environment to environment and stone nature. Fret not, we are here to walk you through and help. Just contact us at 03 8061 0080 or scan the QR code below. Fill your details and we will reply to you within 24 hours. Thank you.

